

# KOMATSU®

**NET HORSEPOWER**

29.5 kW **40 HP** @ 2450 rpm

**OPERATING WEIGHT**

D21A-8: 3940 kg **8,690 lb**

D21P-8: 4240 kg **9,350 lb**

## D21A-8

## D21P-8

**D**  
**21**



Photos may include optional equipment.

CRAWLER DOZER

## WALK-AROUND

### Responsive Operation

A single joystick on the left controls all speed and directional changes including:

- 1st to 2nd
- Forward and reverse
- Right and left steering

A single joystick on the right controls all blade functions including:

- Lifting/Digging
- Angling
- Tilting

This left and right joystick system offers precise control and response for shorter cycle times.




### Easy-to-see instrument panel

Ergonomically arranged meters and lamps make it easier to check the machine condition. In addition, fuel meter and dust indicator lamp installed on the panel for easy servicing.

### Walk-through operator's compartment

The operator's compartment has a complete walk-through design, making for easy getting on and off.



**FLYWHEEL HORSEPOWER**29.5 kW **40 HP** @ 2450 rpm**OPERATING WEIGHT**D21A-8: 3940 kg **8,690 lb**D21P-8: 4240 kg **9,350 lb****BLADE CAPACITY**D21A-8: 0.57m<sup>3</sup> **0.75 yd<sup>3</sup>**D21P-8: 0.68m<sup>3</sup> **0.89 yd<sup>3</sup>****Efficient HYDROSHIFT transmission**

The D21-8 is equipped with Komatsu's unique HYDROSHIFT transmission, assuring smooth gear shifts, powerful traction and low fuel consumption.

It consists of a damper and planetary gear packs. The HYDROSHIFT transmission makes two previously incompatible factors compatible: It efficiently converts engine power to traction with minimal power loss through a damper and it offers smooth, easy shifting through a powershift transmission.

Unlike ordinary powershift transmissions with torque converters, traction does not decrease, even when the engine is running at partial throttle.

**Long track**

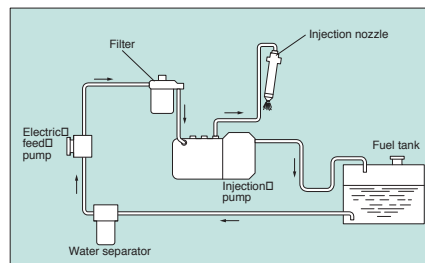
The long track and well-positioned center of gravity give good machine balance and make grading operations and operations on slopes easy. In addition, the machine can travel over soft ground easily, and it can escape from muddy areas without problem.

**Simplified maintenance**

Spin-on type filters are used throughout the machine, making it easy to replace filter elements. Air cleaner with automatic evacuator extends cleaning interval of the air cleaner.

**Automatic de-airation system with electric feed pump**

Ejects air in the fuel system, simply turning on the ignition key when restarting the engine.

**Single-lever steering/speed/directional change**

All the directional changes are carried out with a single lever, ensuring smooth turns and superior productivity.

**Fuel-efficient 4D94LE-2 engine**

The Komatsu 4D94LE-2 features a direct-injection fuel system. Intake air is swirled into the combustion chamber where it is mixed with injected, atomized fuel, providing optimum combustion. This fuel system not only contributes to greater power and fuel savings, but also ensures reduced noise and cleaner exhaust. A cushion mounted engine reduces noise and vibration.



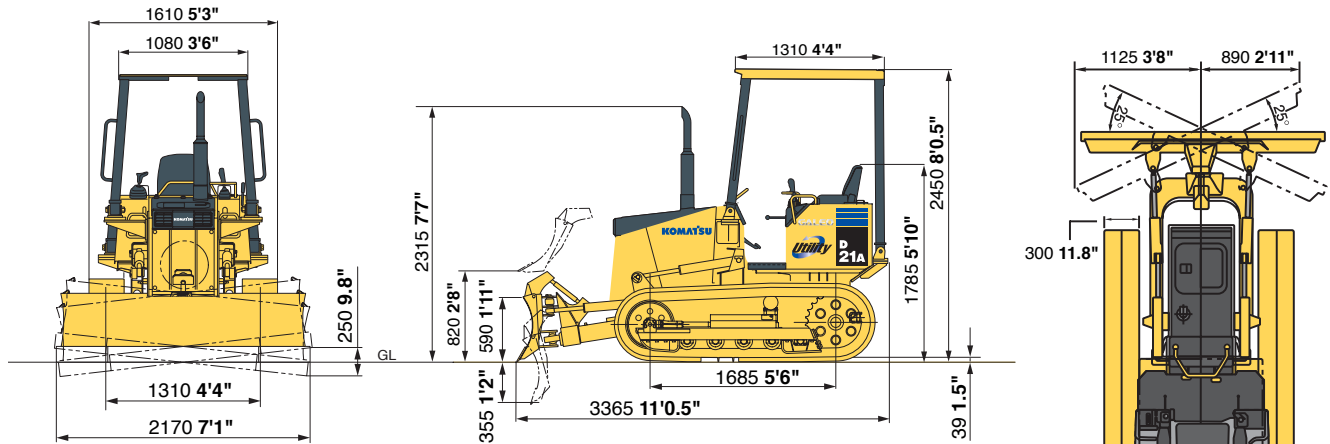
Photos may include optional equipment.

**Lifetime lubricated  
idlers, track rollers and links**

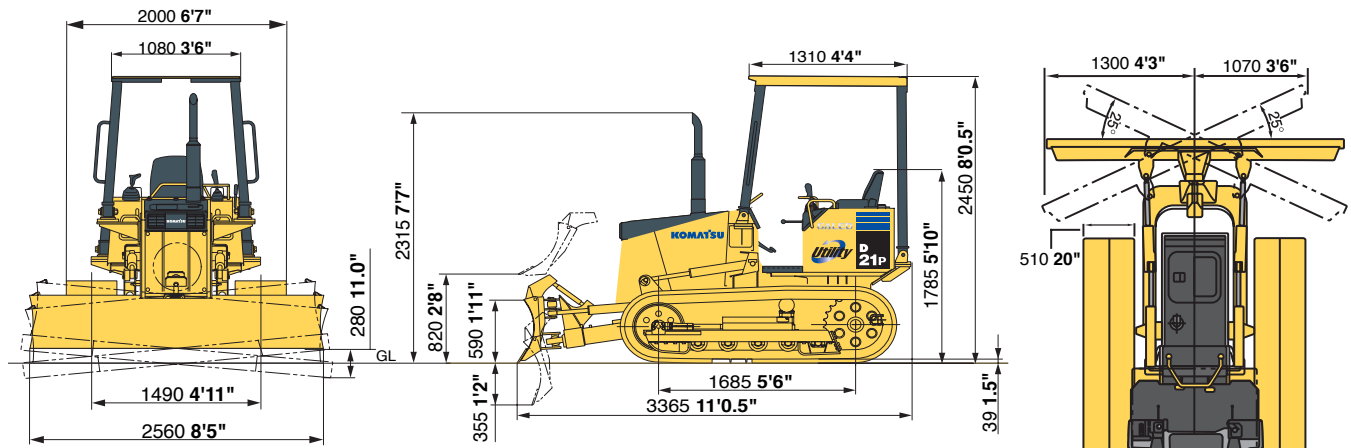


**DIMENSIONS**

**D21A-8**



**D21P-8**



**HYDRAULIC SYSTEM**

Hydraulic control unit: Gear-type hydraulic pump mounted on rear of engine with capacity (discharge flow) of 59 ltr. **15.6 U.S. gal/min.** at rated engine RPM.

Relief valve setting 15.2 MPa/155kg/cm<sup>2</sup> **2,200 psi**

**Hydraulic cylinders:** double-acting, piston type

**Control valves:**

Three control valves for power angle tilt dozer.

Positions:

- Blade lift ..... Raise, hold, lower, and float
- Blade tilt ..... Right, hold, and left
- Blade angle ..... Right, hold, and left

	Number of Cylinders	Bore
Blade lift	2	70 mm <b>2.76"</b>
Blade tilt	1	80 mm <b>3.15"</b>
Blade angle	2	70 mm <b>2.76"</b>

**DOZER EQUIPMENT (POWER ANGLE TILT DOZER)**

Use of high-tensile-strength steel in moldboard for extended service. Hydraulic hoses for blade angling and tilting are covered with steel plates and protected from damage.

	Overall Length With dozer	Blade capacity		Blade length x height	Max. lift above ground	Max. drop below ground	Max. tilt adjustment	Additional weight		Additional ground pressure
		SAE	*LH <sup>2</sup>					Blade	Hydraulic control unit	
D21A-8	3365 mm	0.57 m <sup>3</sup>	0.76 m <sup>3</sup>	2170 mm x 590 mm	820 mm	355 mm	250 mm	480 kg	70 kg	5.3 kPa
	11'0.5"	0.75 yd <sup>3</sup>	0.99 yd <sup>3</sup>	7'1" x 1'11"	2'8"	1'2"	9.8"	1,060 lb	150 lb	0.054 kg/cm <sup>2</sup>
D21P-8	3365 mm	0.68 m <sup>3</sup>	0.89 m <sup>3</sup>	2560 mm x 590 mm	820 mm	355 mm	280 mm	510 kg	70 kg	3.3 kPa
	11'0.5"	0.89 yd <sup>3</sup>	1.16 yd <sup>3</sup>	8'5" x 1'11"	2'8"	1'2"	11"	1,120 lb	150 lb	0.03 kg/cm <sup>2</sup>

\* (L: Blade length) x (H: Blade height)<sup>2</sup>



## STANDARD EQUIP MET

- Alternator, 12 V, 40 A
- Back-up alarm
- Batteries, 12 V, 64 Ah (5 hrs rate capacity)
- Blower fan
- Crankcase guard
- Dry-type air cleaner with automatic dust evacuator and dust indicator lamp
- Dry-type, interconnected steering clutches and brakes
- Electric starting motor, 12 V, 2.3 kW
- End track guiding guards
- Hydraulic track adjusters
- Hitch
- Inching pedal
- Lighting system (including 2 front and 1 rear lights)
- Lubricated track links
- Power angle tilt dozer, inside arms
- Muffler
- ROPS/FOPS Level 2 canopy\*
- Seat belt, 76 mm **3"**
- Suspension seat
- Shoes, 300 mm **11.8"** single-grouser(D21A-8)
- Shoes, 510 mm **20"** single-grouser (D21P-8)
- Single-lever control for blade
- Single-lever steering
- Transmission, F2- R2
- Vandalism protection locks and filler cap locks
- 5-roller track frames



## OPTIONAL EQUIPMENT

- 3-point hitch with swing drawbar
- Air conditioner for cab
- Decelerator pedal
- Hydraulics for three point hitch
- Perforated radiator mask
- Swing drawbar
- Track-roller guards, full length

\*ROPS canopy meets all OSHA/MSHA standards and regulations criteria.

\*ROPS canopy must be ordered for all machines.

### Optional shoes

Model	Type of shoe	*Additional weight	Ground contact area	*Additional ground pressure (tractor)
D21A-8	300 mm <b>11.8"</b> triple-grouser shoe with hole	+20 kg <b>+44 lb</b>	10110 cm <sup>2</sup> <b>1,570 in<sup>2</sup></b>	+0.002 kg/cm <sup>2</sup> <b>+0.03 PSI +0.2 kPa</b>
	300 mm <b>11.8"</b> rubber shoe	-75 kg <b>-165 lb</b>	10110 cm <sup>2</sup> <b>1,570 in<sup>2</sup></b>	-0.007 kg/cm <sup>2</sup> <b>-0.1 PSI -0.7 kPa</b>
	340 mm <b>13.4"</b> single-grouser shoe	+30 kg <b>+66 lb</b>	11460 cm <sup>2</sup> <b>1,780 in<sup>2</sup></b>	-0.04 kg/cm <sup>2</sup> <b>-0.57 PSI -3.9 kPa</b>
D21P-8	510 mm <b>20"</b> circular arc shoe	+80 kg <b>+176 lb</b>	17190 cm <sup>2</sup> <b>2,664 in<sup>2</sup></b>	+0.005 kg/cm <sup>2</sup> <b>+0.07 PSI +0.5 kPa</b>
	500 mm <b>20"</b> rubber shoe	+50 kg <b>+110 lb</b>	16850 cm <sup>2</sup> <b>2,612 in<sup>2</sup></b>	+0.008 kg/cm <sup>2</sup> <b>+0.11 PSI +0.8 kPa</b>

\*Including Dozer equipment

# KOMATSU®

